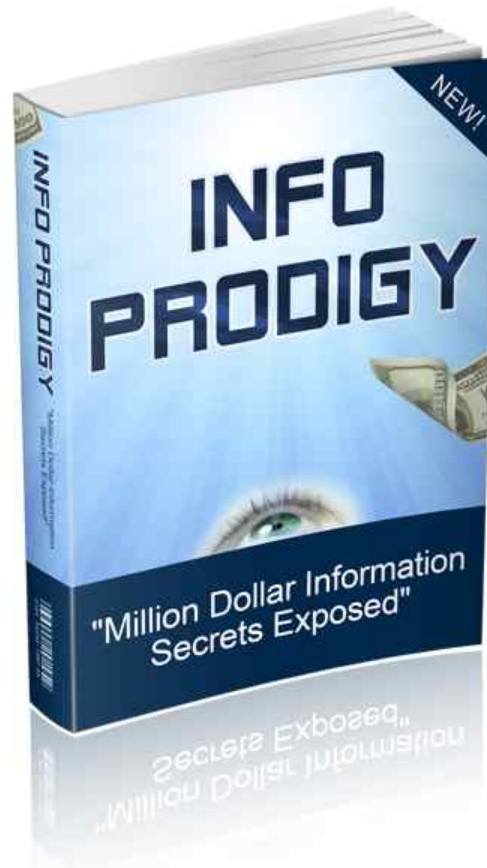


-- The Info Prodigy Report --

" From \$24.95 to \$2,495,000... Selling Information "



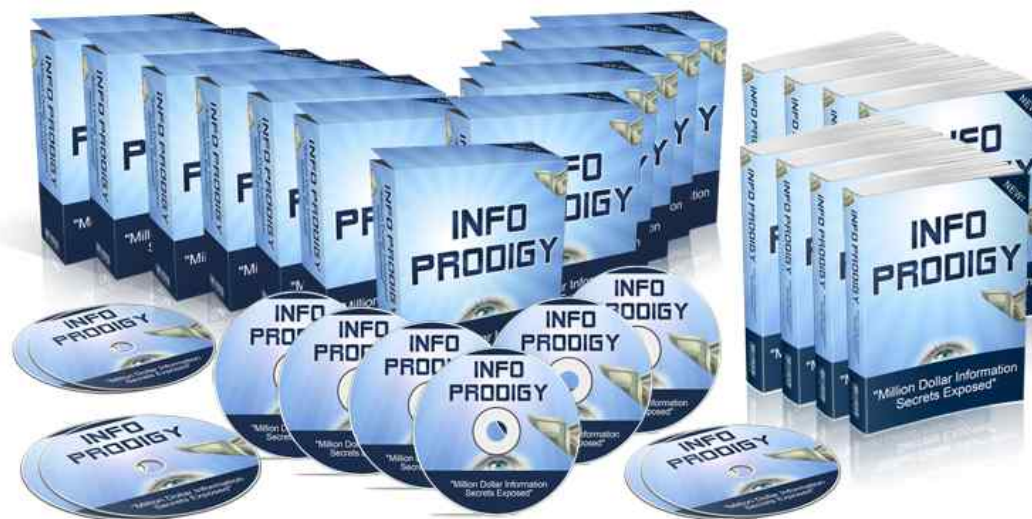
Part 1 - An Introduction To Info Prodigy...

Hello and thanks very much for requesting the report. We are very excited about the release of our much anticipated 'Info Prodigy' course because after months of careful planning and work, we are *finally* ready to reveal the exact step by step formula we have used to make **millions of dollars online selling information**.

Be very sure to take note of everything we are about to tell you, because this is *also* the process which allowed me to make my very first buck online, when I hardly knew how to *use* a computer, *let alone* make money from it!

Luckily for you, the same process and principles of selling information *still* apply today... and if you know how to use them properly (which we will show you how to do), **the financial rewards can be extreme**.

This report is going to tell you about how I went from the *first* \$24.95 sale of my *first* ebook to generating over \$2,495,000 in 36 hours with our Niche Blueprint course. I'm going to talk a little bit about the release of both products, the differences between them... *and* how you can use these secrets to get started with your own information business with immediate effect... **and start making money!**



Part 2 - How & Why I Developed My First Info Product...

As I mentioned a moment ago, creating and selling an information product was **how I first earned money online** and *consequently* how I got 'hooked' on the whole internet business 'thing'.

At the time, around 6 years ago now, I was working at my previous day job and even though I liked what I was doing, I was at a point where I was generating the most amount of money that I *ever* would in that line of work - which at *that* point, for me, wasn't enough!

As a result, I began looking to the internet to make some additional income, and also as a way to eventually move on to bigger and better things. To begin with it was very tough and much experimentation with Adwords, USfree Ads, Craigslist and other 'trends' brought me nothing but a lot of wasted advertising money and frustration!

But then, I read a book by Jim Edwards and Joe Vitale that **very quickly changed things for the better**. The book was about how to create and publish original ebooks that offered solutions to problems that people had... then sell these ebooks via the Clickbank marketplace. From the outset, the concept made a lot of sense to me...

Not *only* did it mean that you would *own* the product and have affiliates selling for YOU, but it *also* meant that you would **own an 'asset' which you could *then* sell on at a later date...** which is *exactly* what I did.

To cut a VERY long story EXTREMELY short, I identified a market and literally worked day and night until I had completed my first ebook. I *then* wrote a embarrassingly bad sales letter, created a product delivery page with MS Frontpage 2000, converted my original 48 page word document into a PDF file using a cracked version of Adobe that I bought by mistake... and then set up a Clickbank account in order to sell it. (I can't tell you what the exact product was unfortunately as I signed an NDA (non-disclosure agreement) when I sold the rights to it.)

So what were the initial results?

Well, I *did* start making sales, although looking back at what I was doing, the **truth is I made a lot of mistakes** - ones that you'll need to avoid in order to generate decent and immediate profits whilst keeping your work load to the minimum.

I'll go into more depth on these mistakes later in the manual, however, here are three things I could and *should* have done to make the actual creation of my first book and its release much more effective...

1. Firstly, I should have outsourced the creation of product for pennies instead of doing it myself... and then used the outsourced product as a backbone to add my own knowledge into. **This would have saved me weeks of work.**
2. Secondly, **I should have done a product 'launch'** and found JV partners in the same market to sell my product for me instead of just releasing it off the bat with no buzz and *then* finding affiliates.
3. I should have put FAR more effort into creating promotional tools for affiliates. It would have attracted many more people to promote the product upon its release and **I would have ended up making a lot more money!**

I'll admit it... there were numerous *other* things I did wrong as well because I had no experience at all!

Having said that... and this is kind of the point... *even though* I screwed it up and did everything wrong, I still made money. Imagine what *could* have happened if I had the correct instruction and guidance (that we will give you).

Well, I'll tell you in just a few minutes time...

The other point to mention here is that it *wasn't even me who was doing the work selling the damn thing!*

My first \$24.95 sale of the ebook (which incidentally, was one of the most exciting moments of my life) ...as well the vast majority of sales that followed were because of one thing: Affiliates

Part 3 - The Advantage Of Being An Info Product Creator...

The theory here is this: Why Be ONE Affiliate Among Thousands... When You Can Have Thousands Of Affiliates Promoting For YOU?

Make sense? **Here are 3 reasons why it should...**

1. As the Product Creator, **affiliates will hammer YOUR sales page with traffic** and bring in sales on autopilot... which is obviously better than *you* being 1 out of a thousand affiliates trying to hammer another product owner's sales page with traffic.
2. **Affiliates build YOU a nice big 'buyer list'** instead of the 'prospect list' you build when you're solely an affiliate. (That's why product owners typically make the best affiliates, because they take their buyer's list and send them to other affiliate offers.)
3. Affiliates will tell their affiliate friends about your offer, and as you know, powerful friends have powerful friends ...so **you can multiply your traffic and earnings.**

I'll make my point crystal clear...

There are Pay-Per-Click affiliates out there who will take your product and run with it. They'll spend hundreds of dollars every day promoting your sales page *just to make a \$50 profit.*

As a result, you make hundreds of dollars every day... *but without spending or risking any money trying to make a return on investment.*
It's a good arrangement to have :)



Then we have the affiliates with targeted email lists...

Big time list builders will storm your sales page with a flood of traffic at the click of a "Send" button. It may be 1,000 hits. It might be 2,000. **Some of the biggest list builders can send 9,000 to 10,000 visitors to your site in a single day!**

So think about this...

At 9,000 clicks, if your \$97 product converts at 2% and you're paying out 50% affiliate commissions, **you just made \$8,730... in 1 day...** Not only that, you now have a buyers list of 180 people who have bought at a \$97 price point.

Next stage...?

You can take that buyers list, sell them affiliate offers and make MORE MONEY automatically using an auto-responder. Over and over again. Pretty cool right?

Plus, as I've said, each time you create an original information product, even if it is only a 50 page ebook, you have created a valuable asset, and one that you can sell the rights to.

Now with my first ebook which I've been describing, this was also the case and I decided to do just that. I wrote a quick summary, plucked a price of \$10,000 out of my head and put the book up for sale on the auction website which is now known as Flippa.com

To my utter disbelief, the thing sold within 48 hours and by the end of the week, all the paperwork and payments had been done and **I was \$10,000 better off**, which at the time was a HUGE deal... almost life changing.

At that point, I went from being hooked on internet marketing to being *totally and utterly obsessed by it!*

Weekly Sales Snapshot

Week Ending	Gross Sales
<u>2010-07-07</u> (current week)	\$7,081.03
<u>2010-06-30</u>	\$10,771.95
<u>2010-06-23</u>	\$7,373.69
<u>2010-06-16</u>	\$7,694.66
<u>2010-06-09</u>	\$11,801.03

Part 4 - The Secrets Behind A Million Dollar Launch...

Now, the title of this report was from \$24.95 to \$2,495,000. The \$24.95 was obviously the first sale of my first information product as I mentioned just a moment ago. **The \$2,495,000 is when we launched the first version of Niche Blueprint.** We have done a variety of launches over the past couple of years, all of which have done pretty well...

However, this one, apart from being the most profitable to date, in my opinion *is also the most interesting.*

Instead of giving a lengthy description about *how* we pulled this off, **I'm going to explain some crucial differences** between what we did for Niche Blueprint and what I did for my first product... (the description of which is written in blue below).

This, *hopefully*, will give you a good overview about why one product earned so much more than the other... and what *you* will need to aim for (and aim to avoid) when you launch your first information product with the InfoProdigy system!

Everything kicks off on the following page...



#1 - Graphics

Many marketers don't really use product graphics for big internet launches any more, but in my opinion, they were a crucial part of the success of Niche Blueprint. Dave from www.ExtremeWebGraphix.com did them for us and they exude a sense of quality, credibility *and* value for money. You can see the image below.

In contrast, when I did my first product, I created a single ecover myself using a free service that I found online. Frankly, it sucked and a poor quality graphic unfortunately puts across the impression that the product is poor as well.



#2 - Traffic & JV Partners

Obviously you won't make any sales without targeted website traffic... and through a lot of 'relationship building' by *first* supporting *other people's* launches, I was able to gather up a lot of people to support the release of Niche Blueprint most of whom had large email lists. As a result, we received over 400,000 people to the website during launch week.

In contrast, with my first product, I knew no one in the market and apart from a few Clickbank affiliates, relied on the odd mailing from low traffic newsletter owners to generate traffic and (a few) sales.

#3 - Buzz Building

Pre-launch and buzz building was another important factor of the success of Niche Blueprint.. probably the most important in fact... and to build up buzz we gave away a series of 3 high quality and content rich videos which explained a little about the course and how it would benefit anyone who was interested in making money online.

Crucially though, we avoided giving *too* much away in order to build up 'curiosity' which I'll talk about in a second.

In contrast, my original product had no pre-launch, no buzz, no video... just a poorly written sales page :)



#4 - The Curiosity Factor

One of the interesting things that we did with the Niche Blueprint launch was *not* get too specific about what the course was about. I know this sounds a little odd, but instead, we concentrated on what the end result was *without* telling people exactly how it was achieved.

I'm talking about our case studies... in other words how we made \$173,000 selling birdcages and thousands more from train horns and sewing machines. Because potential buyers were desperate to find out how the hell we were making money selling such bizarre stuff, *the curiosity factor essentially forced their hand into buying.*

In contrast, with my original product, I told people *exactly* what they were going to receive upon purchase and even gave out a sample chapter. There was no curiosity factor at all as I was making them take a decision based upon facts *rather* than their emotions.

#5 - The Scarcity Factor

Human nature... if people think there is a limited supply of something, *it makes them want it even more!* Because of this we closed out the Niche Blueprint course after just 2 days which forced a ton of prospective buyers to TAKE ACTION and purchase it *before* it was too late!

The exact same theory applies with a "price hike". ie... increasing the price after launch week... although removing the opportunity to buy the course itself is obviously much more powerful.

In contrast, and *even though* there is obviously nothing wrong with keeping the product available to buy, with my first product, there was no urgency in order to take action - at all.

#6 - Believability And Proof

For the Niche Blueprint product we teamed up with the Hermansen brothers (Dave and Mike) who are Ecommerce experts with a string of successes under their belt. More importantly, however, from a marketing perspective, their business had been featured in the *New York Times* and Dave had been interviewed on *Fox News*. Using screenshots of these events on the sales page, one of which is below, this made the whole product, pitch and concept completely believable to people which increased the conversion rates even further... although how 'believable' Fox News is obviously depends on which side of the political fence you sit on in the US! (allegedly!) Still, it seemed to work.

In contrast, with my first product, there was just me (in other words my pen name and pen photo) with no qualifications, proof or testimonials which inevitably led to considerably lower sales.



#7 - The Sales Pitch

One of big decisions that internet marketers have to make when launching a product is whether to sell it via a long form sales letter *or* by video.

It's a difficult one and kinda' depends on the price point as well as the market... but in my experience, there isn't *that* much difference in conversions between the two... IF the sales letter is super-good. The problem *is* that writing a high converting sales pitch is a real art and takes a lot of practice ... and outsourcing it can be VERY expensive with people charging anywhere from \$5000 to \$50,000 depending what you want. (I was once offered \$30,000 to write one)

It *is* worth trying yourself though as you always need to be able to write Ad Copy in some form for almost every online project that you do. Anyway, again, another long story cut short, with A LOT of practice and determination, I was able to write the pitch for Niche Blueprint which if I say so myself, was pretty darn good... and it converted into MANY sales.

In contrast, the piece of copy I wrote for my first product was awful. Bad layout, poor choice of words, crappy headline, dreadful graphics. If I created it using the knowledge I have now, it would have attracted many more affiliates and would have made tens of thousands of dollars in additional sales.

#8 - Launch Timing

The time when you launch your product can be very important and when the best time *is* depends entirely on your market. We launched Niche Blueprint right after New Year which turned out to be a very good decision for reasons I'll explain in a moment.

An issue: As you're probably aware, there are product launches every single day in the internet marketing arena which means it can be very difficult to **a)** get exposure... because there are SOOOO many other launches going on... and **b)** get JV partners ... usually because they are tied up and committed to these other promotions.

However, after New Year, no-one was launching *anything* apart from us. Why? Because who else would want to commit themselves to working over Christmas and the Holiday season preparing for a launch like this? Not many!

Anyway it paid off... and I think it had a lot to do with people having 'new year aims' or whatever the terminology is... one of which was to make additional money online possibly because of the recession. We obviously got the product in front of people *just* at the right time and I think if we had done it later on in the year, the revenue may have been MUCH less.

In contrast, I launched my first ebook at the end of the summer, when the number of people looking for that type of product drops *vastly*. Oops! In fact, what I should have done is launch it right after New Year as well when that particular industry ALSO goes absolutely crazy.

#9 - Affiliate Material

One thing that you will notice if you look at the top selling products in the Clickbank marketplace is that they provide a MASSIVE amount of resources to make it as easy as possible for people to promote their products... *and* make money from them.

It's absolutely vital and something which I certainly didn't do with my first product giving only an affiliate link and a couple of badly designed banners.

With Niche Blueprint... well, it was *and is* a totally different story as you can see here:

<http://www.blueprintaffiliates.com/nb2.html> ...and the difference was also reflected in earnings on launch.

WAIT!!! Before we go on, let's get something clear...

Even though that last part of the manual seemed to criticize my first product and pointed out the stupid mistakes I was making, I was, in fact, trying to prove a point.

And that point is this...

Even though I had no experience, no list and did absolutely everything wrong (and if not wrong, just plain badly), I STILL made some really great money! Remember, I was earning \$1000 per month at least and went on to make nearly **\$10,000 from the sale of the rights**, just six months after first creating the product.

Imagine if I got just a *few* things right...

Imagine if I had a decent sales letter, lots of affiliate material, some proof and had done a proper launch as well. The financial result would have been VERY different indeed.

And that is exactly what Info-Prodigy is all about... **allowing you to copy the exact formula we have used to generate over \$10,000,000 selling information products online!**

Listen, I know I've been talking about Niche Blueprint here... but before you start thinking that these numbers are *only possible* if you are a 'guru' *and if* you are selling products about internet marketing, then think again as in fact, *that couldn't be further from the truth.*

For instance, there are products in the Clickbank marketplace that make millions of dollars year in year out and more specifically make the product creator millions without them having to do much at all... *and they have got NOTHING to do with 'internet marketing'.* Why?

...Because there are 20 times more people looking for these products than any of the Internet Marketing ones, and not only that, they are much more rabid buyers. Ok, so it's time for YOU to get started.

Part 5 - Where To Start - IM Or Non-IM?...

It's a question that is actually *really* easy to answer.

The answer is this:

Don't *even think* about selling a product in either the 'internet marketing' or 'make money' markets...

...to begin with.

By all means create a product; just don't sell it. **Give it away and build a list in the process.**

See, there is a big temptation to try and sell a product in this area as the niche has hundreds of thousands of rabid and repeat buyers. The problem *is* the competition is unbelievable tough and many find it impossible to break in as there are so many products being launched all the time.

...Not to mention the fact that the majority of the market is based on 'relationships' with other people... in other words knowing people who will promote you... but only if you promote them... and if you don't promote them, then they won't promote you... and if they don't know you... then they won't promote you *anyway*... and so on and so on.

Phew...

However, even though this is the case, as I mentioned already, **there is a very effective way of cracking this market.** It's a simple 3-step process and runs a little like this:

1. Create a 30- 50 page PDF on an internet marketing subject of your choice. Adwords, Facebook, PPV, Affiliate strategies etc etc. ...or simply buy and adjust a PLR product and rebrand and rename for your purposes.
2. Create an 'opt-in page' and give the PDF away to build your list. Make your aim to build a list of 5000 people. Build up a relationship with these 5000 people by delivering good content and over a 6 month period, promote between 8 and 12 products created by other marketers, thus making some money.

Always promote launches. Always include unique bonuses to bump up sales. Always make it your aim to appear on JV launch leaderboards like I showed you a few pages ago so other marketers begin to recognize your name. At the same time, try and tie the people you promote into promoting a future launch of yours.

3. Then, after you have a little more experience and have made some money so you don't have to do the "fake it until you make it" thing, create a product and go back to all the people who you made sales for and ask them to promote it. If they agree, carry out a launch and you should make a decent amount of money.

So, to sum up what I've just said, I highly recommend starting with a non-IM related product and preferable **target people interested in other areas**.

Remember, for 'Info Prodigy', we have teamed up with Kate Anderson who in the past has created, and also **sold over 300 info products in literally hundreds of different markets**.

Not only so, she has created content and sometimes *entire products* for some of the biggest names in internet marketing and is going to reveal *everything* she knows about cranking out high quality products that sell like hot cakes so you can start profiting *no matter how much experience you have before!*



Part 6 - Developing A Strategy And Finding Niche Markets...

Something you'll need to think about is the strategy that you are going to adopt when creating information products. You should decide this first and there are two options.

1. The first option is to quickly crank out products in numerous different markets using the techniques that I'll mention in the next section. Essentially this is product creation with the emphasis on quantity rather than quality.
2. The second option is to target specific market(s) that you may know something about and try to better similar products that are currently selling at Clickbank ...and, of course, surpass them on sales.

Which strategy you adopt entirely depends on your level of knowledge. For instance, if you had worked as a French language teacher for the past 20 years and thought that you could create a great step by step French course to sell, then obviously doing a product on this area would be a good thing as you would have a great 'angle' for the marketing.

...or if you had worked as a personal trainer or a real estate agent etc etc , then exactly the same thing would apply.

Alternatively, and as I mentioned a moment ago, the other option would be to create multiple products extremely quickly in many different markets and make less profit from each, *but potentially more profit overall*. (This is what we do).



The way I would execute this would be to first do the market research, come up with ten markets with **high traffic and low competition from other product owners**, and then outsource the product creation.

Actually finding these markets is pretty easy to if you are using the correct tools and incidentally, when I was doing some research the other day, I found around 100 low competition markets with massive traffic using our IMeye research tool (<http://www.IMeye.org>).

I opened up the tool, set a number of parameters to include the level of traffic I desired for a keyword/market to pass the test, and then searched for keywords such as:

solutions to...

how to stop...

how do i...

etc etc etc...

IMeye tool then came back with a ton of keywords and markets which you could then create info products on.

Stuff like... writing a letter (**650K searches a month**)... buying foreclosures (**1.5 Million searches a month**) ...drawing manga (**300K searches a month**)

It's really not that difficult to find untapped markets... *If you know how* to find them!



Part 7 - Mastering Quick-Fire Info Product Creation...

Once you have markets, you need to create products!

Even though you may have seen these *huge* internet marketing courses with videos, tools and manuals and more... when it comes to creating YOUR products, the reality is that in other markets a simple ebook in PDF format will be *quite* sufficient. In fact, there are a number of products on the Clickbank marketplace that have ***literally* made millions of dollars from providing something as simple as a 50 page book!**

...and creating one is easier than you think.

After you have decided on a niche and an angle on which to enter into a specific market, you have 4 main options in order to create the product itself:

Research and write it yourself.

Pay someone else to research and write it.

Find a current private label rights product and adjust it to suit your needs.

I'll tell you the final one in a moment!

Let's look at the above options in a little more detail.

Obviously what *you* do is dependent on your budget...



1. The first option, researching and writing it yourself is obviously free although the downside is that you have to do everything yourself which certainly isn't the best way to build a business.
2. *Paying* someone to do it is the next option but costs money ...although not as much as you might think. As an example, I currently have a VERY good writer who I found at Elance.com creating products for us in a variety of niches...at \$900 each. Ok, \$900 may *seem* a lot... However, this includes the research, a 50 page high quality ebook *and* a 1000 word sales letter, which I then spruce up for super high conversions.

In terms of return on investment, let me put it to you like this... After releasing a unique product, with just a few affiliates promoting ...and 50 or 60 or so sales under my belt **I *could* probably sell it at the Flippa.com marketplace for around \$3000...** Which makes the \$900 a VERY worthwhile spend! (You can get 50 or 60 sales knowing VERY little about internet marketing by the way - *and* we'll show you how in Info Prodigy!)

3. The third option is to find and adjust a current private label rights product in the market that you want to sell in; although in my opinion, this is the least favorable method as in order to make it unique and valuable in the long run as an asset, *so many* adjustments will need to be made that you *may as well* have done what I'm about to tell you next.

...and that is #4. My article writing method.

To help explain this, firstly, let's break down what an ebook, or indeed any book, is actually made up of.

- A book is made up of 'chapters' and each chapter has a 'theme'.
- Each of these themes contains 'sub-themes' and each of these sub-themes can be viewed as an individual component of the book, all of which can be written as 'articles'.

Don't worry, I'll give you an example in a moment... but first let me tell you why this is important.

Have you ever heard of Need-an-article.com? It's a great service where you can get high-quality 500 word articles written for around \$6 dollars each. Each of these articles is one 'sub-theme'.

So... if you have an ebook with 7 themes (chapters) and 5 sub-themes within each, that equates to 35 sub-themes in total, which works out as 35 articles... which, as I'm sure you've already worked out will cost just \$210.

That's \$210 to write an *entire* original ebook!

Here's an example...

Say I wanted to create an ebook on digital photography, what I would do is this...

Step One: I would find out what my potential customers want...

Product creation is about providing potential customers with something that they will value enough to pay for.

Step Two: Evaluate similar products already being sold...

There are likely to be similar products to the one you're creating that are *already* being sold. Get your hands on those products and read them. What do you like about them? What don't you like about them? What information is missing? How can you improve upon those products?

Once you've evaluated as many competing products as possible, then you can carefully plan *your* product, filling in the holes that are missing in others.

So... For digital photography, I would do the research, write down my themes and sub themes and as an example this is what the first 3 chapters could look like:

Chapter 1: Tools of the Trade **(theme)**

- Film versus Digital (sub-theme)
- Types of Camera (sub-theme)
- Buying a Digital Camera (sub-theme)

Chapter 2: Taking the Picture **(theme)**

- Basic Camera Settings (sub-theme)
- The key to sharp images (sub-theme)
- Optical and Digital Zoom (sub-theme)

Chapter 3: Styles of Photography **(theme)**

- Taking Portraits (sub-theme)
- Photographing Landscapes (sub-theme)
- Capturing Architecture (sub-theme)

Then, after completing this particular planning stage, I would then research each 'sub-theme' and create interesting article titles for each. I would then get each of the articles written for me.

The way I'd do this would be to go to www.Ezinearticles.com, type in my article topic into their search bar at the top of the page, and search for interesting article titles. So taking the example of a sub-theme from the first chapter... "types of camera"... after entering this into the search, I was shown the following in Ezine Articles:

[Types of Digital Camera Battery Chargers](#)

29 Mar 2010 ... **Digital camera** battery chargers are an essential requirement for all **digital cameras**. They come in **types**, which the user can recharge, ...
[ezinearticles.com/?Types-of-Digital-Camera-Battery-Chargers&id...](#)

[Types of Digital Cameras](#)

25 Jul 2005 ... With so many different options, understanding the differences in the **types of digital cameras** can be confusing. This article explains what ...
[ezinearticles.com/?Types-of-Digital-Cameras&id=53946 - Similar](#)

[Various Types of Digital Photography Cameras](#)

8 Apr 2010 ... Photography enables us to catch all of the crucial events in our lives. A **digital camera** is a camera that makes use of pixels to create a ...
[ezinearticles.com/?Various-Types-of-Digital-Photography-Cameras&id...](#)

[Advantages and Types of Digital Cameras](#)

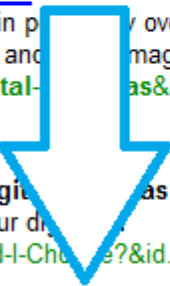
10 Oct 2007 ... **Digital cameras** are fast growing in popularity over the old 35mm film cameras. The digital ones are designed to capture and store images ...
[ezinearticles.com/?Advantages-and-Types-of-Digital-Cameras&id... - Similar](#)

[Which Digital Camera Should I Choose?](#)

29 Jun 2010 ... With so many different **types of digital cameras** available on the market today, it's hard to know which one is perfect for your digital photography needs ...
[ezinearticles.com/?Which-Digital-Camera-Should-I-Choose?&id...](#)

[Choosing a Digital Camera - DSLRs, Compacts, Or Bridge Cameras?](#)

22 Feb 2010 ... Choosing a digital camera is a lot easier when you consider the three **types of digital cameras**: the digital SLR, the bridge (or prosumer) ...
[ezinearticles.com/?Choosing-a-Digital-Camera---DSLRs...Cameras?&id...](#)



I would try to identify something interesting and specific and the one I have pointed to in the screenshot is perfect. I would then take this idea, turn it into a sub-theme for my book and repeat the process for all the others.

End result?

My original plan which previously looked like this...

Chapter 1: Tools of the Trade

- Film versus Digital
- Types of Camera
- Buying a Digital Camera

...would then become something like this:

Chapter 1: Tools of the Trade

- Film versus Digital - The Pros And Cons Explained.
- What Type Of Camera - DSL, Compact Or Bridge?
- Features To Look Out For When Buying a Digital Camera.

Same thing with the other chapters too. Then I would submit everything to Need-An-Article.com, have articles written for each theme... and within a week, I'd have all of them back.

Next, I would place all the completed articles in order into a Word document, spruce it up with photos and images, possibly make some adjustments to the text, convert to a PDF file using a free convertor such as NitroPDF.com and that would be it - **a whole original ebook done... within one week!**

You would then have to create sales and delivery pages, submit the completed product to the Clickbank marketplace then start finding affiliates, begin selling it and start making money -- Something which we will show you exactly how to do in the main Info Prodigy course!

Which brings me onto my final point...

Part 8 - Taking The Next Step...

Info Prodigy launches on the **9th August 2010 at 11am EST** and will reveal how we have made millions of dollars selling information online and exactly how *you* can start doing so too using our step by step instructions.

...and as I mentioned, we have even teamed up with Kate Anderson for this project who has created and sold over 300 info products herself... and she too will be revealing all the secrets behind her success!

Remember, creating information products is possible to do with NO experience at all, and also can be done alongside your affiliate or ecommerce businesses, or indeed any other online venture that you are currently pursuing. However, it is VITAL that you begin doing this too... in other words building up a series of valuable assets that could be sold for thousands of dollars (or more) in the future as you will ALWAYS have something to fall back on. Plus, it's a lot of fun.

We are going to leave no stone unturned so be sure you are there!

BUT... BE WARNED: Info Prodigy will only be available to the public for a few days after its release.. and *then* we will be shutting the doors, concentrating on our new members... and your chance will be gone... no if's... no buts.

Don't be late... and DO NOT miss out! See you at **11am EST, 9th August** at this address:

<http://www.InfoProdigy.com>

Thanks very much for reading.

Tim, Steve & Kate